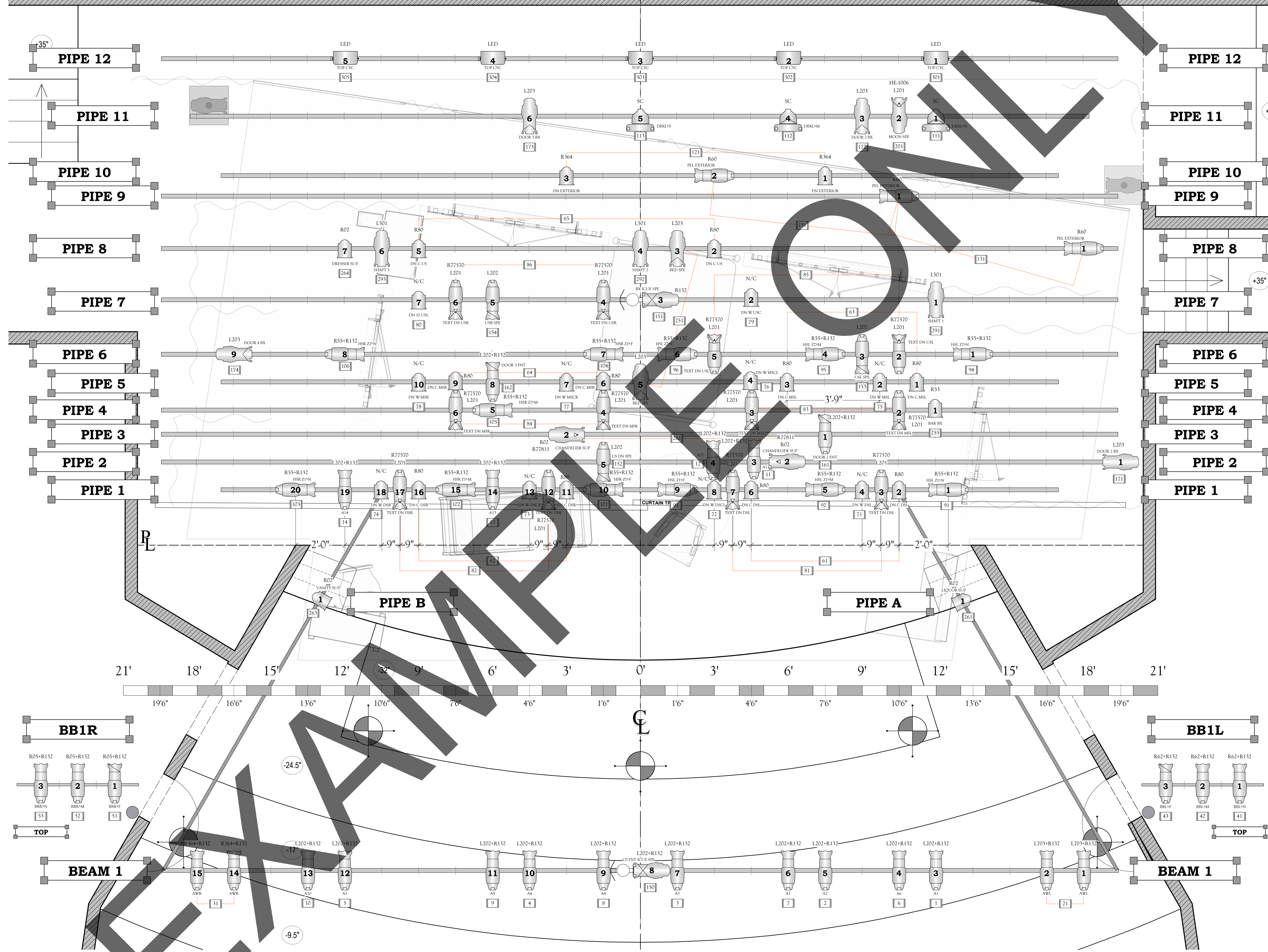


GOBOS

- R77169 CLOUD 11
- R77570 SPONGED
- R77807 DOT BREAKUP
- R77811 SOFT BREAKUP
- R78682 TIGHT SPIRAL
- G673 LINEAR BREAKUP
- G864 CLOUDS 28
- MS-1050 NEBULA DENSE
- MS-3530 SINGLE FIREWORKS NATURAL
- MS-4210 HYPNOTIC EYE
- HE-1006 MOON



LEGEND

ETC SOURCE FOUR

| | | |
|-------|----------------------------|---------|
| | ETC Source-4 Jr 26deg | 7 / 12 |
| | ETC Source-4 Jr 36deg | 37 / 55 |
| | ETC Source-4 Jr 50deg | 13 / 12 |
| Total | | 57 / 60 |
| | S4 19 DEG | 2 / 6 |
| | S4 26 DEG | 0 / 0 |
| | S4 36 DEG | 11 / 0 |
| | S4 50 DEG | 7 / 0 |
| Total | | 20 / 6 |
| | ETC Source 4 PAR MCM (MFL) | 1 / 8 |
| | ETC Source 4 PAR MCM (WFL) | 2 / 15 |
| Total | | 3 / 23 |

FRESNEL

| | | |
|--|---------|---------|
| | 6" Fres | 26 / 26 |
|--|---------|---------|

PARS

| | | |
|--|--------|--------|
| | BIRDIE | 3 / 10 |
|--|--------|--------|

CYC

| | | |
|--|----------------------------|---------|
| | Altman Spectra 100 Cyc RGB | 10 / 24 |
|--|----------------------------|---------|

PRACTICAL/ACCESSORY

| | | |
|--|----------------------------------|--------|
| | Practical | 3 / 3 |
| | Wybron Coloram II 7.5in Scroller | 5 / 48 |
| | Rosco LCue | 2 / 4 |

KEY

- R77491 GOGO
- R60
- UNIT #
- CHANNEL #

- NOTES**
- 1) Lights on 18" CTR unless otherwise noted
 - 2) Please have barn doors at focus.
 - 3) Final boom placement shall be determined by designer.
 - 4)
 - 5)
 - 6)

SUBMITTALS

| # | DESCRIPTION | DATE |
|---|-------------|------------|
| 1 | INITIAL | 11/05/2014 |
| 2 | M.E. REVIEW | 11/07/2014 |
| 3 | HANG PACKET | 11/09/2014 |
| 4 | FINAL | 12/06/2014 |
| 5 | | |








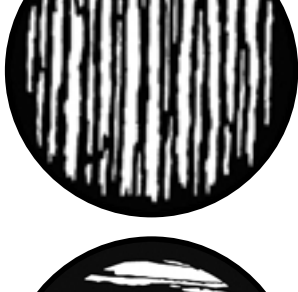





CAT ON A HOT TIN ROOF

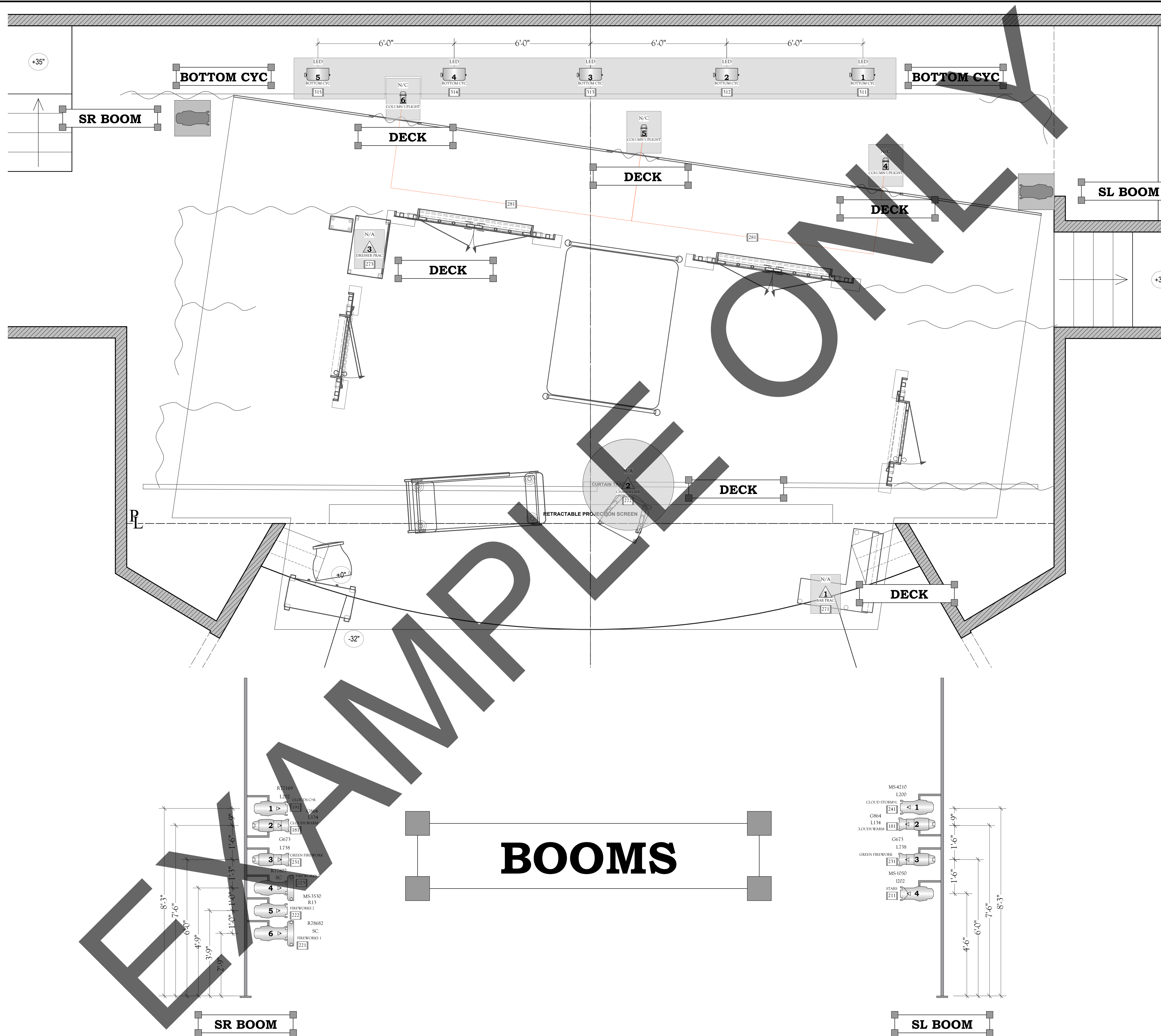
UCIrvine

ELECTRIC PLAN

| | |
|--|------------------------------------|
| Director Jane Page | Stage Manager Gabrielle Koizumi |
| Lighting Designer Naomie Winch | Sound Designer Kelsi Halverson |
| Lighting Assistant Kelli Van Rensselaer | Costume Designer Sara Bourgeau |
| Master Electrician Ebony Madry | Scenic Designer Morgan Price |

GOBOS

-  R77169 CLOUD 11
-  R77570 SPONGED
-  R77807 DOT BREAKUP
-  R77811 SOFT BREAKUP
-  R78682 TIGHT SPIRAL
-  G673 LINEAR BREAKUP
-  G864 CLOUDS 28
-  MS-1050 NEBULA DENSE
-  MS-3530 SINGLE FIREWORKS NATURAL
-  MS-4210 HYPNOTIC EYE
-  HE-1006 MOON



LEGEND

ETC SOURCE FOUR

| | | |
|-------|----------------------------|---------|
| | ETC Source 4 Jr 26deg | 7 / 12 |
| | ETC Source 4 Jr 36deg | 37 / 55 |
| | ETC Source 4 Jr 50deg | 13 / 12 |
| Total | | 57 / 60 |
| | S4 19 DEG | 2 / 6 |
| | S4 26 DEG | 0 / 0 |
| | S4 36 DEG | 11 / 0 |
| | S4 50 DEG | 7 / 0 |
| Total | | 20 / 6 |
| | ETC Source 4 PAR MCM (MFL) | 1 / 8 |
| | ETC Source 4 PAR MCM (WFL) | 2 / 15 |
| Total | | 3 / 23 |

FRESNEL

| | | |
|--|---------|---------|
| | 6" Fres | 26 / 26 |
|--|---------|---------|

PARS

| | | |
|--|--------|--------|
| | BIRDIE | 3 / 10 |
|--|--------|--------|

CYC

| | | |
|--|----------------------------|---------|
| | Altman Spectra 100 Cyc RGB | 10 / 24 |
|--|----------------------------|---------|

PRACTICAL/ACCESSORY

| | | |
|--|----------------------------------|--------|
| | Practical | 3 / 3 |
| | Wybron Coloram II 7.5in Scroller | 5 / 48 |
| | Rosco LCue | 2 / 4 |

KEY

COLOR ----- R77491 ----- GOBO
 R60

TEMPLATE ----- UNIT #
 INDICATOR 12

PURPOSE ----- CHANNEL #
 1

- NOTES**
- 1) Lights on 18" CTR unless otherwise noted.
 - 2) Please have barn doors at focus.
 - 3) Final boom placement shall be determined by designer.
 - 4)
 - 5)
 - 6)

SUBMITTALS

| # | DESCRIPTION | DATE |
|---|-------------|------------|
| 1 | INITIAL | 11/05/2014 |
| 2 | M.E. REVIEW | 11/07/2014 |
| 3 | HANG PACKET | 11/09/2014 |
| 4 | FINAL | 12/06/2014 |
| 5 | | |



CAT ON A HOT TIN ROOF

UCIrvine

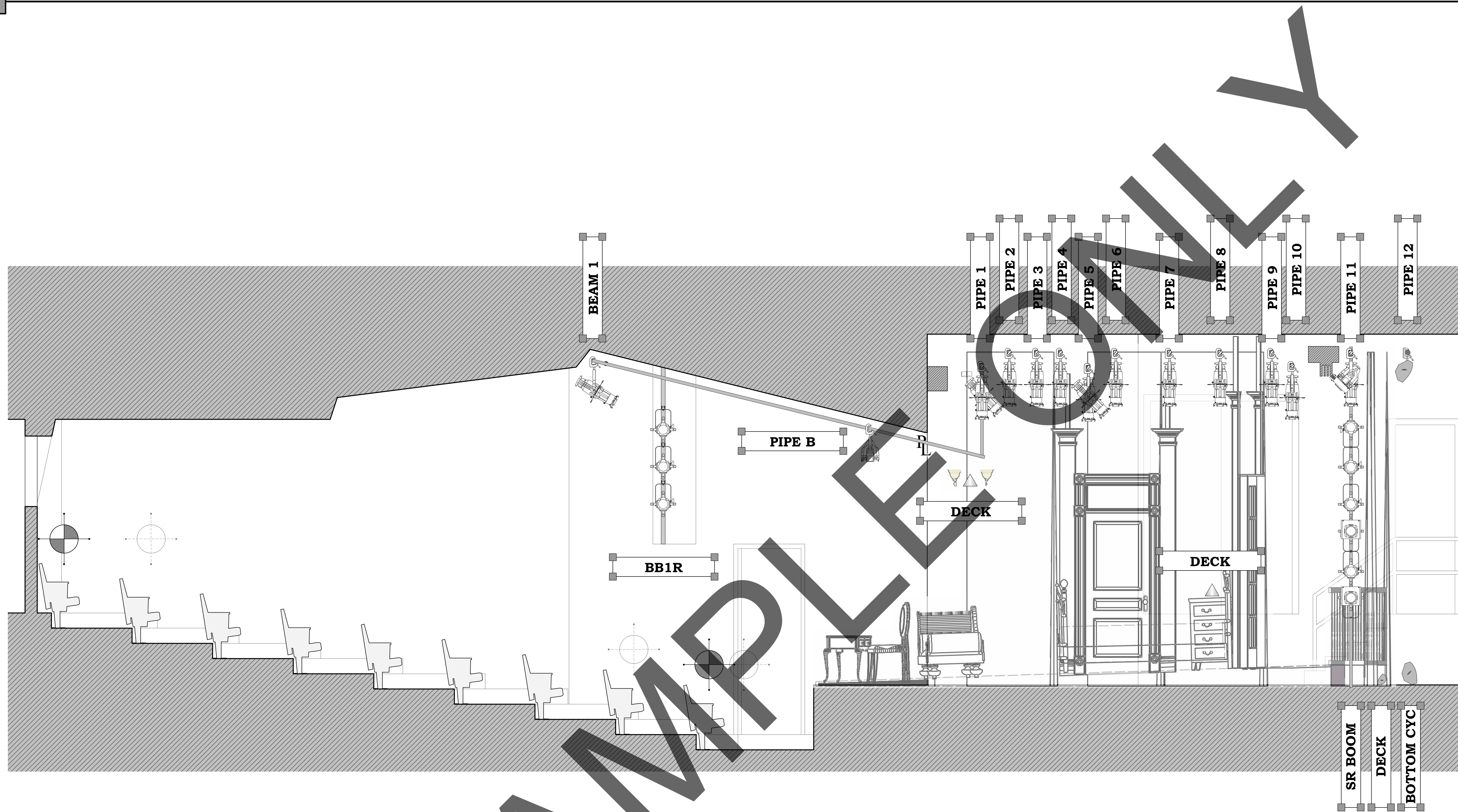
DECK/BOOM PLAN

| | |
|--|------------------------------------|
| Director Jane Page | Stage Manager Gabrielle Koizumi |
| Lighting Designer Naomie Winch | Sound Designer Kelsi Halverson |
| Lighting Assistant Kelli Van Rensselaer | Costume Designer Sara Bourgeau |
| Master Electrician Ebony Madry | Scenic Designer Morgan Price |

2 OF 3

SCALE
1/2" = 1'

DRAWN BY
NSW



LEGEND

ETC SOURCE FOUR

| | | |
|-------|----------------------------|---------|
| | ETC Source-4 Jr 26deg | 7 / 12 |
| | ETC Source-4 Jr 36deg | 37 / 55 |
| | ETC Source-4 Jr 50deg | 13 / 12 |
| Total | | 57 / 60 |
| | S4 19 DEG | 2 / 6 |
| | S4 26 DEG | 0 / 0 |
| | S4 36 DEG | 11 / 0 |
| | S4 50 DEG | 7 / 0 |
| Total | | 20 / 6 |
| | ETC Source 4 PAR MCM (MFL) | 1 / 8 |
| | ETC Source 4 PAR MCM (WFL) | 2 / 15 |
| Total | | 3 / 23 |

FRESNEL

| | | |
|--|---------|---------|
| | 6" Fres | 26 / 26 |
|--|---------|---------|

PARS

| | | |
|--|--------|--------|
| | BIRDIE | 3 / 10 |
|--|--------|--------|

CYC

| | | |
|--|----------------------------|---------|
| | Altman Spectra 100 Cyc RGB | 10 / 24 |
|--|----------------------------|---------|

PRACTICAL/ACCESSORY

| | | |
|--|----------------------------------|--------|
| | Practical | 3 / 3 |
| | Wybron Coloram II 7.5in Scroller | 5 / 48 |
| | Rosco LCue | 2 / 4 |

KEY

| | | | |
|-----------|--|---------|-----------|
| COLOR | | R77491 | GOBO |
| TEMPLATE | | R60 | |
| INDICATOR | | 12 | UNIT # |
| PURPOSE | | AWL5N-C | CHANNEL # |

NOTES

- 1) Lights on 18" CTR unless otherwise noted.
- 2) Please have barn doors at focus.
- 3) Final boom placement shall be determined by designer.
- 4)
- 5)
- 6)

SUBMITTALS

| # | DESCRIPTION | DATE |
|---|-------------|------------|
| 1 | INITIAL | 11/05/2014 |
| 2 | M.E. REVIEW | 11/07/2014 |
| 3 | HANG PACKET | 11/09/2014 |
| 4 | FINAL | 12/06/2014 |
| 5 | | |



CAT ON A HOT TIN ROOF

UCIrvine

SECTION VIEW

| | |
|---|---|
| Director Jane Page | Stage Manager Gabrielle Koizumi |
| Lighting Designer Naomie Winch | Sound Designer Kelsi Halverson |
| Lighting Assistant Kelli Van Rensselaer | Costume Designer Sara Bourgeau |
| Master Electrician Ebony Madry | Scenic Designer Morgan Price |

| | |
|--------|-----------------|
| 3 OF 3 | SCALE |
| | 1/2" = 1' |
| | DRAWN BY NSW |